



Essence

Newly designed, Huvitz continues to lead in product development combining innovation with value and performance

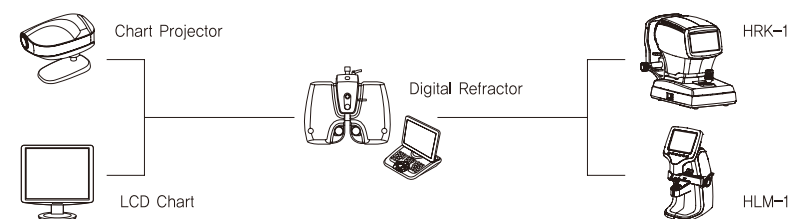
HRK-1 Huvitz Auto Ref/Keratometer with Smart Assembly Moving Control Tech

Specifications

Measurement Mode	K/R Mode	Continuous Keratometry & Refractometry
	REF Mode	Refractometry
	KER Mode	Keratometry
	Color View Mode	Color View & Contact Lens Fitting Assitance (White & Blue LED Light)
Refractometry	Vertex Distance (VD)	0.0, 12.0, 13.75, 15.0
	Sphere (SPH)	-30.00~+25.00D (VD=12mm) (Increments : 0.01, 0.12, 0.25D)
	Cylinder (CYL)	0.00~±12.00D (Increments : 0.01, 0.12, 0.25D)
	Axis (AX)	0~180° (1° unit)
	Astigmatism Indication	-, +, ± (Mixed)
	Pupil Distance (PD)	10~85mm
	Minimum Pupil Diameter	Ø2.0mm
	Keratometry	Radius of Curvature
Cornea Power		25.96D~67.50D (Increments : 0.05, 0.12, 0.25D) (When cornea equivalent refractive index is 1.3375)
Cornea Astigmatism		0.00~-15.00D (Increments : 0.05, 0.12, 0.25D)
Axis		0~180° (Increments : 1°)
Pupil, Iris Diameter		2.0~14.0mm (Increments : 0.1mm)
Memory of Data		10 measurements for each eye
Auto Tracking Distance	Up and down	±15mm
Others	Display	7 inch Wide Color TFT LCD Resistive Touch Panel
	Interface	RS-232C
	Internal Printer	Thermal Line Printer
	Power Supply	100-240VAC, 1.0-0.6A, 50/60Hz
	Dimensions / Weight	261(W) X 513(D) X 433(H)mm / 16kg

Designs and details can be changed without prior notice for the purposes of improvement.

System Networking



HUVITZ Co., Ltd. 38, Burim-ro 170beon-gil, Dongan-gu,
Anyang-si, Gyeonggi-do, 14055, Republic of Korea
Tel:+82-31-442-8868 Fax:+82-31-477-8617 <http://www.huvitz.com>

A9ARAA-17-00001-1-170907

HRK-1

Huvitz Auto Ref/Keratometer with
Smart Assembly Moving Control Tech



Huvitz Re:define, Re*create



The technology behind may not be seen, but the results are clearly visible. HRK-1

Professionals also admire HRK-1's commitment to its fundamental foundation as a quality Auto Ref / Keratometer, now featuring Smart Assembly Moving Control Technology, and high-performance light source.

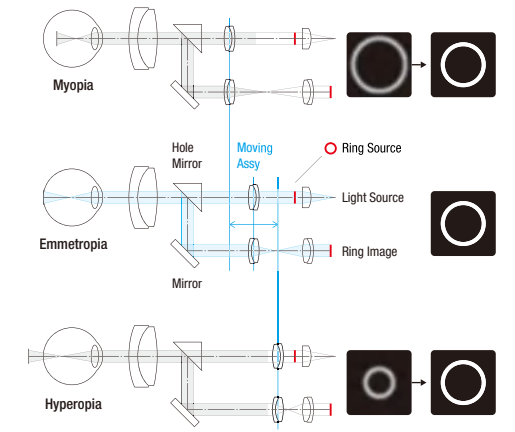
As eye-diseases and ophthalmologic disorders are increasing, Huvitz is devoting its efforts to think more deeply about the essence of its technology offerings. Equipped with advanced technologies such as a high-performance light source, an intuitive interface and Smart Assembly Moving Control Technology (SAMC Tech), for a faster and more accurate movement in accordance with the refractive error of the patient, and ultimately providing highly accurate and stable measurements.

The advanced REF optical system provides accurate measurements.



Huvitz's Smart Assembly Moving Control Technology

The invisible technology behind Huvitz's REF optical system can be seen in the accuracy and stability of the measurement results. Considering the refractive error of the patient, the measurement ring is projected on the retina, and is adjusted automatically by Smart Assembly Moving to secure a stable signal. HRK improves the effect of uneven light reflection in normal and cataract eyes with the results being more accurate refractive power REF data.



Smart Assembly Moving Control (SAMC) Tech

Quick Virtual Aiming Dot Function

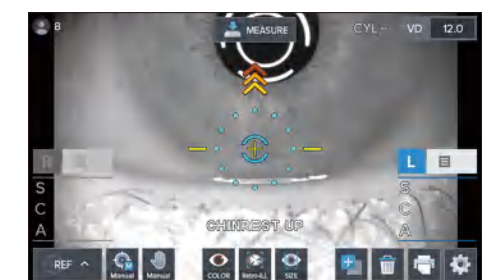
The Aiming Dot quickly guides you to easily find the patient's visual apex from any position for fast alignment. Reliable refractive power REF data is then automatically obtained.



Aiming Dot

Simple up & down Auto Tracking

The Auto Tracking automatically tracks the eye of the patient making it easier to measure by manipulating the joystick back and forth without having to rotate the joystick.



Chinrest Adjustment

Familiar User Friendly Interface

Featuring an icon-based intuitive operating system, the interface is simple for all users.

Measurements, prescriptions and fittings are even more accurate with more vivid detail.



Intuitive Iris, measurement of pupil size

With the image capture function, iris and pupil diameter can be measured up to 14mm, and REF measurement with a pupil diameter as small as 2mm.

Immediate Color View Mode

Full color camera and white LED light is used for color display, overall condition monitoring, contact lens fitting and prescription.

Clear Retro-Illumination Mode

You can observe the eye health & condition, such as lens opacity or corneal damage. SPH, CYL and AXIS measurement data required for eyeglass and contact lens prescriptions are made at the same time.

Contact Lens fitting Assistance Guide

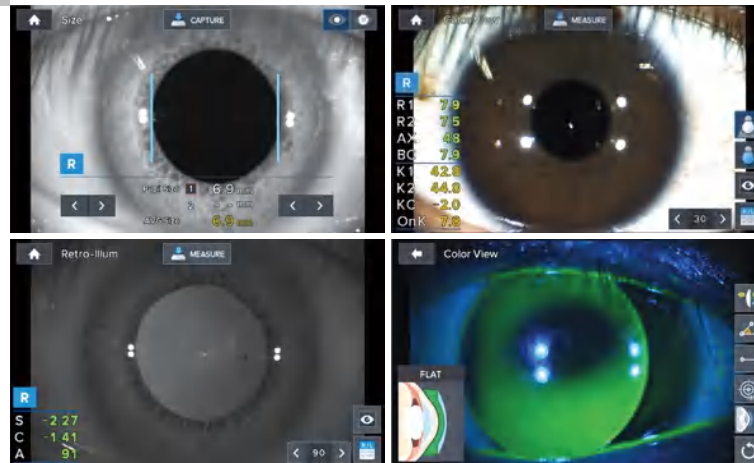
Image processing, using a fluorescence solution and yellow filter, automatically determines the fitting state.

Convenience for Prescribing Contact Lenses

Adjusting and capturing the contrast of the image being observed, HRK-1 automatically calculates and displays the Base Curve value of the lens by the On-K fitting used when prescribing the contact lens from measured KERATO Data (RGP lens only).

Iris and Pupil Diameter Measurement

Color View Mode



Retro-Illumination Mode

Contact Lens fitting Assistance Guide

Usability & efficiency, designed by our Users' experiences



Touch-enabled 7-inch color display

Adopting a wide color TFT LCD that provides high quality imaging with real-time processing chip design. It also has a buttonless touch screen that is as familiar and convenient as a smartphone. The magnified optical magnification allows you to observe and measure the eye of the subject in detail with a sharper and larger size.

Friendly external monitor display

By connecting the measurement results to an external monitor, you can easily and accurately communicate and understand the diagnostic results.

Secure Delete Confirm Dialog

Delete Confirm Dialog function prevents the data from being deleted immediately after measurement, to aid in further analysis.

Easy One-Touch Lock

For convenience, the upper moving stage can be easily locked down.

High-speed printer and convenient paper change

The HRK-1 can now print 10 measurement results quickly & quietly in less than 3 seconds. It also has an easy and simple printer paper changing function.

Lensmeter printer features

It can directly connect to our automatic lensmeter (HLM-1) using optional Y-cable for printing HLM-1's measurement result.

Delete Confirm Dialog



One-Touch Lock

Internal Printer